


■ 鐵氧體疊層片式磁珠(大電流型)

FERRITE CHIP BEADS

OPERATING TEMP.	-40~+85℃
-----------------	----------



● 特征FEATURES:

- 在同樣的尺寸下較插裝磁珠可產生較高的阻抗值
- 與傳統的磁珠不同，片式磁珠無引線，只要簡單的安裝到PCB板上就可抑制EMI和RFI
- 磁珠的形狀和尺寸都符合EIA標準，可以利用SMT設備進行自動貼裝
- A unique terminal electrode structure ensures ensures permissible current 6.0A (max).
- High impedance and EMI suppression effective over a wide frequency range.
- Suitable reflow and wave soldering.

● 應用APPLICATIONS

- 用于數據傳輸綫、信號綫、電源部分及回路的抗干擾。
- Digital videos、communication equipment、OA equipment and others.

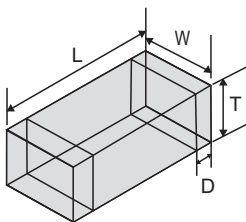
● 產品規格型號的表示方法 ORDERING CODE

CBW	201209	U	121	T
①	②	③	④	⑤

① 產品代號 Product Code		② 規格尺寸(L×W×T) (mm) Dimensions		③ 材料代號 Material Code	④ 阻抗(Ω) Impedance		⑤ 包裝方式 Packaging Style	
CBW	大電流磁珠 MULTILAYER CHIP POWER BEADS	100505	1.0×0.5×0.5	U	實例 Example		T	卷帶盤裝 Tape & Reel
		160808	1.6×0.8×0.8		110	11	B	散裝 Bulk
		201209	2.0×1.2×0.9		300	30		
		321609	3.2×1.6×1.1		102	1000		
		322513	3.2×2.5×1.3					
		451616	4.5×1.6×1.6					
		453215	4.5×3.2×1.5					

● 外形尺寸 SHAPE AND DIMENSIONS

unit: mm(inch)



Part No.	L	W	T	D
100505 (0402)	1.0±0.15 (0.040±0.006)	0.5±0.15 (0.020±0.006)	0.5±0.15 (0.020±0.006)	0.25±0.10 (0.010±0.004)
160808 (0603)	1.6±0.2 (0.063±0.008)	0.8±0.2 (0.031±0.008)	0.8±0.2 (0.031±0.008)	0.3±0.2 (0.01±0.008)
201209 (0805)	2.0±0.2 (0.079±0.008)	1.2±0.2 (0.047±0.008)	0.9±0.2 (0.035±0.008)	0.5±0.3 (0.020±0.012)
321609 (1206)	3.2±0.2 (0.126±0.008)	1.6±0.2 (0.063±0.008)	0.9±0.2 (0.035±0.008)	0.5±0.3 (0.020±0.012)
322513 (1210)	3.2±0.2 (0.126±0.008)	2.5±0.2 (0.098±0.008)	1.3±0.2 (0.051±0.008)	0.5±0.3 (0.020±0.012)
451616 (1806)	4.5±0.2 (0.186±0.008)	1.6±0.2 (0.063±0.008)	1.6±0.2 (0.063±0.008)	0.5±0.3 (0.020±0.012)
453215 (1812)	4.5±0.2 (0.180±0.008)	3.2±0.2 (0.126±0.008)	1.5±0.2 (0.060±0.008)	0.5±0.3 (0.020±0.012)

鐵氧體疊層片式磁珠 (大電流型) FERRITE CHIP BEADS

• 電性能參數 ELECTRICAL CHARACTERISTICS

1005 TYPE

型號 Part No.	阻抗 Impedance(Ω) At 100MHz	直流電阻 DCR (Ω)Max	額定電流 Ir (A)Max
CBW100505U070	0~11	0.04	0.80
CBW100505U190	12~25	0.06	0.70
CBW100505U260	26 \pm 25%	0.06	0.70
CBW100505U310	31 \pm 25%	0.08	0.70
CBW100505U600	60 \pm 25%	0.15	0.60
CBW100505U101	100 \pm 25%	0.20	0.45
CBW100505U121	120 \pm 25%	0.25	0.45
CBW100505U151	150 \pm 25%	0.25	0.45
CBW100505U201	200 \pm 25%	0.40	0.30
CBW100505U301	300 \pm 25%	0.50	0.30
CBW100505U501	500 \pm 25%	0.65	0.20
CBW100505U601	600 \pm 25%	0.70	0.20
CBW100505U801	800 \pm 25%	0.90	0.20
CBW100505U102	1000 \pm 25%	1.00	0.20

1608 TYPE

型號 Part No.	阻抗 Impedance(Ω) At 100MHz	直流電阻 DCR (Ω)Max	額定電流 Ir (A)Max
CBW160808U110	7~15	0.08	1.0
CBW160808U190	12~25	0.08	1.0
CBW160808U260	26 \pm 25%	0.08	1.0
CBW160808U310	31 \pm 25%	0.08	1.0
CBW160808U800	80 \pm 25%	0.15	1.0
CBW160808U101	100 \pm 25%	0.15	1.0
CBW160808U121	120 \pm 25%	0.15	1.0
CBW160808U151	150 \pm 25%	0.20	1.0
CBW160808U181	180 \pm 25%	0.20	1.0
CBW160808U221	220 \pm 25%	0.20	1.0
CBW160808U301	300 \pm 25%	0.25	1.0
CBW160808U501	500 \pm 25%	0.30	1.0
CBW160808U601	600 \pm 25%	0.30	1.0
CBW160808U801	800 \pm 25%	0.55	0.5
CBW160808U102	1000 \pm 25%	0.55	0.5
CBW160808U122	1200 \pm 25%	0.65	0.5
CBW160808U152	1500 \pm 25%	0.75	0.4
CBW160808U182	1800 \pm 25%	0.75	0.4
CBW160808U202	2000 \pm 25%	0.90	0.4
CBW160808U252	2500 \pm 25%	0.90	0.4

2012 TYPE

型號 Part No.	阻抗 Impedance(Ω) At 100MHz	直流電阻 DCR (Ω)Max	額定電流 Ir (A)Max
CBW201209U050	0~15	0.03	3
CBW201209U110	7~15	0.03	3
CBW201209U260	26±25%	0.05	3
CBW201209U310	31±25%	0.05	3
CBW201209U500	50±25%	0.06	3
CBW201209U600	60±25%	0.06	3
CBW201209U800	80±25%	0.08	2.5
CBW201209U121	120±25%	0.10	2
CBW201209U151	150±25%	0.10	2
CBW201209U181	180±25%	0.15	2
CBW201209U221	220±25%	0.15	2
CBW201209U301	300±25%	0.20	2
CBW201209U501	500±25%	0.25	1.5
CBW201209U601	600±25%	0.25	1.5
CBW201209U801	800±25%	0.30	0.8
CBW201209U102	1000±25%	0.30	0.8
CBW201209U122	1200±25%	0.45	0.5
CBW201209U202	2000±25%	0.50	0.3
CBW201209U222	2200±25%	0.60	0.10
CBW201209U252*	2500±25%	0.60	0.10

注：“*”型号规格测试频率为50MHZ。

3216 TYPE

型號 Part No.	阻抗 Impedance(Ω) At 100MHz	直流電阻 DCR (Ω)Max	額定電流 Ir (A)Max
CBW321609U050	0~15	0.04	4
CBW321609U090	5~13	0.05	4
CBW321609U110	7~15	0.05	4
CBW321609U190	12~25	0.05	3
CBW321609U260	26±25%	0.05	3
CBW321609U310	31±25%	0.07	3
CBW321609U600	60±25%	0.07	3
CBW321609U800	80±25%	0.07	3
CBW321609U101	100±25%	0.07	3
CBW321609U121	120±25%	0.07	3
CBW321609U151	150±25%	0.12	2.5
CBW321609U181	180±25%	0.12	2.5
CBW321609U221	220±25%	0.12	2.5
CBW321609U301	300±25%	0.15	2
CBW321609U391	390±25%	0.17	1.5
CBW321609U501	500±25%	0.20	1.5
CBW321609U601	600±25%	0.20	1.5
CBW321609U801	800±25%	0.25	1.5
CBW321609U102	1000±25%	0.25	1.5
CBW321609U122	1200±25%	0.35	1
CBW321609U152*	1500±25%	0.45	0.5
CBW321609U182*	1800±25%	0.60	0.5
CBW321609U202*	2000±25%	0.70	0.3
CBW321609U252*	2500±25%	0.90	0.2

注：“*”型号规格测试频率为50MHZ。

鐵氧體疊層片式磁珠（大電流型） FERRITE CHIP BEADS

3225 TYPE

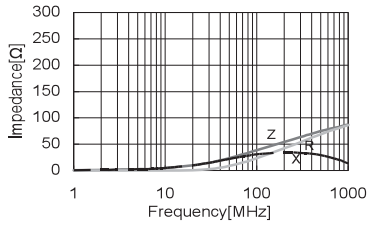
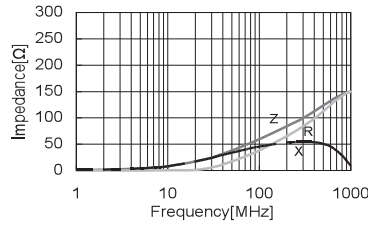
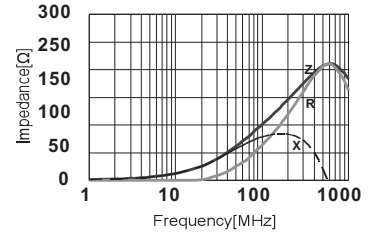
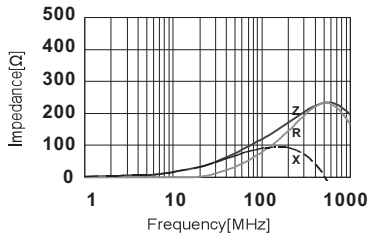
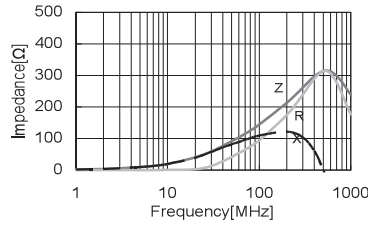
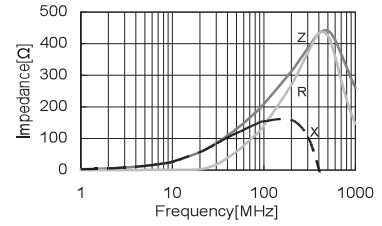
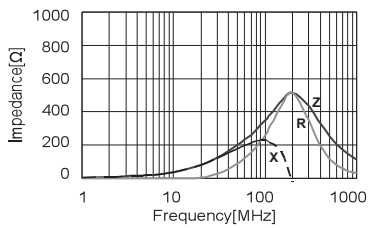
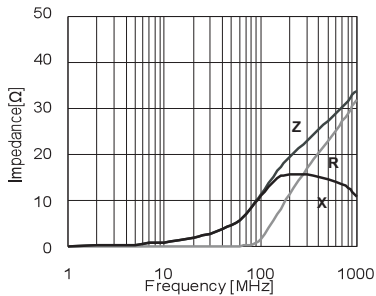
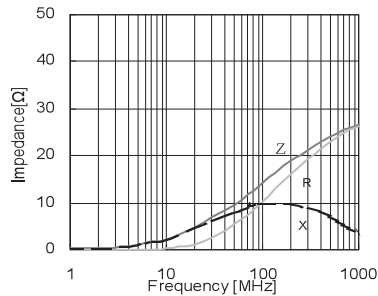
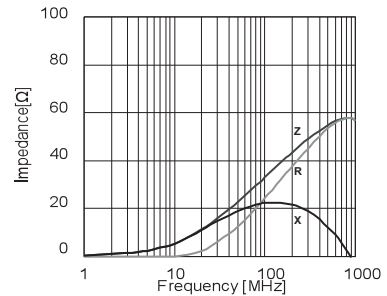
型號 Part No.	阻抗 Impedance(Ω) At 100MHz	直流電阻 DCR (Ω)Max	額定電流 Ir (A)Max
CBW322513U190	12~25	0.05	5
CBW322513U260	26 \pm 25%	0.05	5
CBW322513U310	31 \pm 25%	0.05	5
CBW322513U600	60 \pm 25%	0.06	4
CBW322513U800	80 \pm 25%	0.08	3
CBW322513U121	120 \pm 25%	0.10	3
CBW322513U151	150 \pm 25%	0.10	3
CBW322513U181	180 \pm 25%	0.15	3
CBW322513U221	220 \pm 25%	0.15	3
CBW322513U301	300 \pm 25%	0.15	3
CBW322515U501	500 \pm 25%	0.15	2
CBW322513U601	600 \pm 25%	0.20	2
CBW322513U801	800 \pm 25%	0.25	2
CBW322513U102	1000 \pm 25%	0.30	2

4516 TYPE

型號 Part No.	阻抗 Impedance(Ω) At 100MHz	直流電阻 DCR (Ω)Max	額定電流 Ir (A)Max
CBW451616U260	26 \pm 25%	0.05	3
CBW451616U310	31 \pm 25%	0.05	3
CBW451616U800	80 \pm 25%	0.08	3
CBW451616U900	90 \pm 25%	0.10	3
CBW451616U121	120 \pm 25%	0.10	3
CBW451616U151	150 \pm 25%	0.10	3
CBW451616U221	220 \pm 25%	0.15	2
CBW451616U301	300 \pm 25%	0.20	2
CBW451616U501	500 \pm 25%	0.25	1
CBW451616U601	600 \pm 25%	0.30	1
CBW451616U801	800 \pm 25%	0.30	1

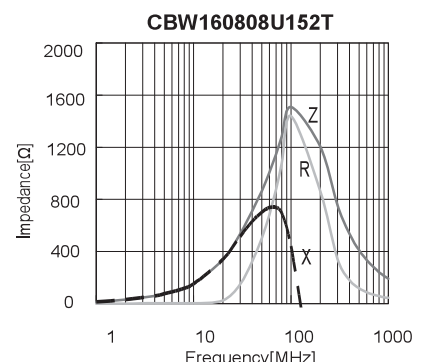
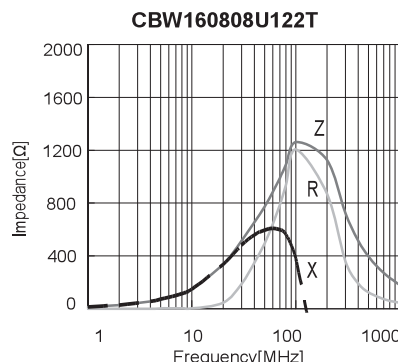
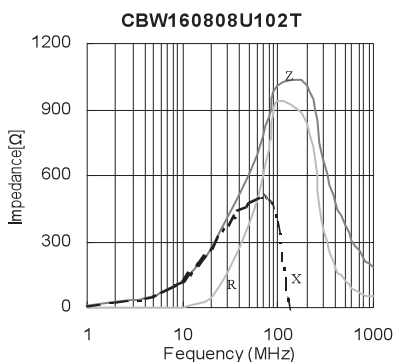
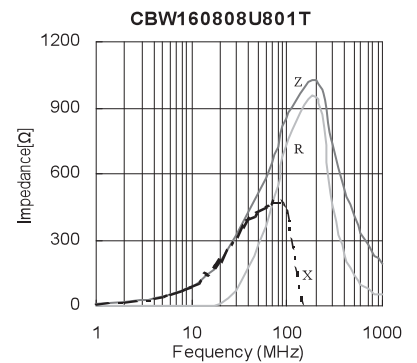
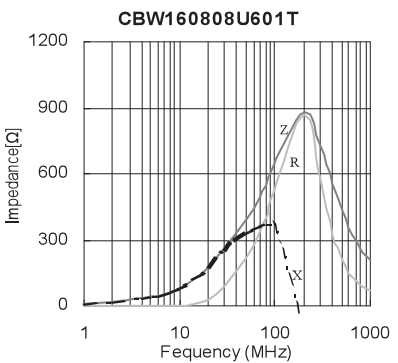
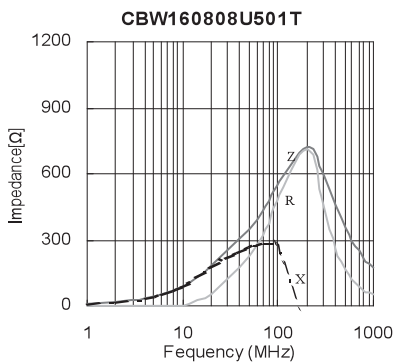
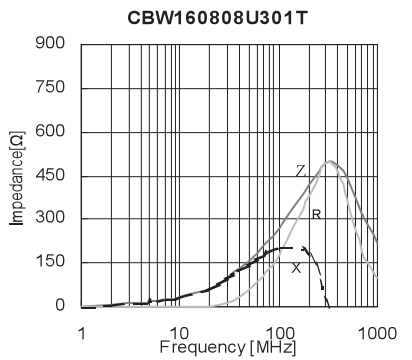
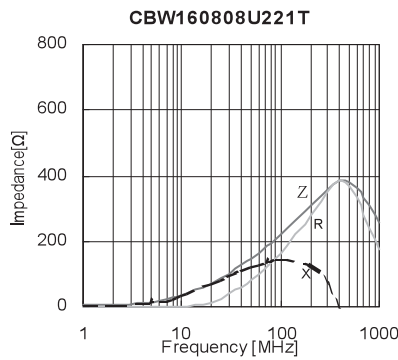
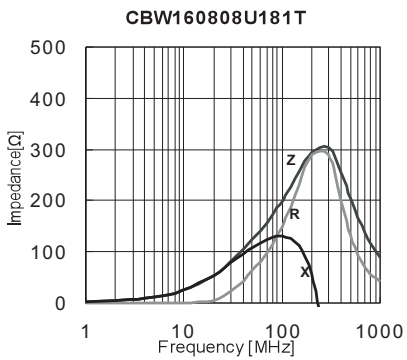
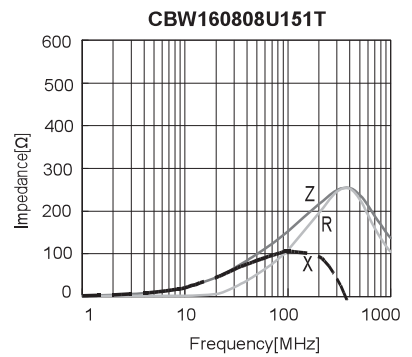
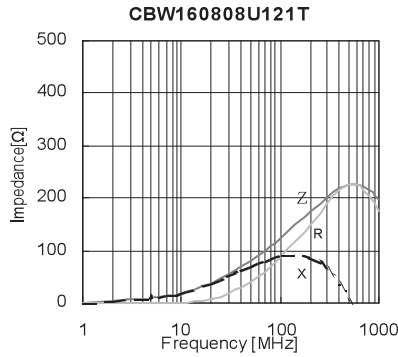
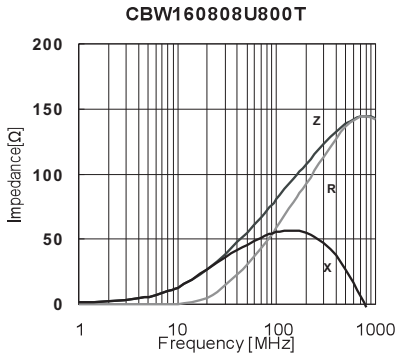
4532 TYPE

型號 Part No.	阻抗 Impedance(Ω) At 100MHz	直流電阻 DCR (Ω)Max	額定電流 Ir (A)Max
CBW453215U190	12~25	0.05	5
CBW453215U260	26 \pm 25%	0.05	5
CBW453215U380	38 \pm 25%	0.06	5
CBW453215U700	70 \pm 25%	0.06	4
CBW453215U800	80 \pm 25%	0.08	4
CBW453215U101	100 \pm 25%	0.08	4
CBW453215U121	120 \pm 25%	0.08	4
CBW453215U151	150 \pm 25%	0.10	3
CBW453215U221	220 \pm 25%	0.15	2
CBW453215U301	300 \pm 25%	0.15	2
CBW453215U501	500 \pm 25%	0.20	1
CBW453215U601	600 \pm 25%	0.25	1

鐵氧體疊層片式磁珠 (大電流型)
FERRITE CHIP BEADS
1005 SERIES
CBW100505U310T

CBW100505U600T

CBW100505U101T

CBW100505U121T

CBW100505U151T

CBW100505U201T

CBW100505U301T

1608 SERIES
CBW160808U110T

CBW160808U190T

CBW160808U310T


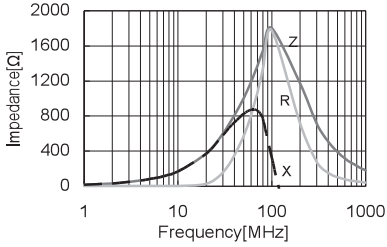
鐵氧體疊層片式磁珠 (大電流型) FERRITE CHIP BEADS

鐵氧體疊層片式磁珠 (大電流型) FERRITE CHIP BEADS

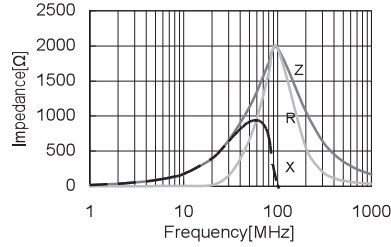


■ 鐵氧體疊層片式磁珠 (大電流型)
 FERRITE CHIP BEADS

CBW160808U182T

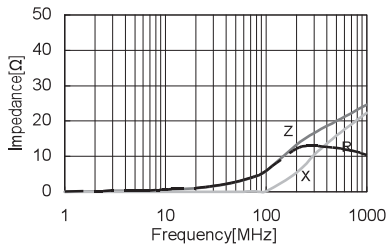


CBW160808U202T

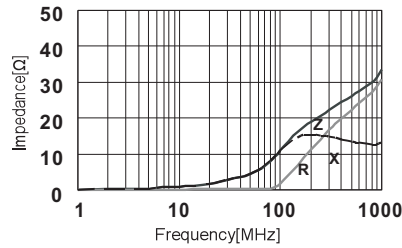


2012 SERIES

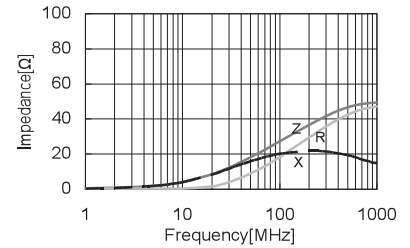
CBW201209U050T



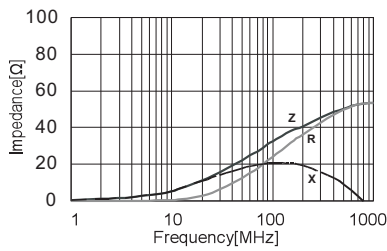
CBW201209U110T



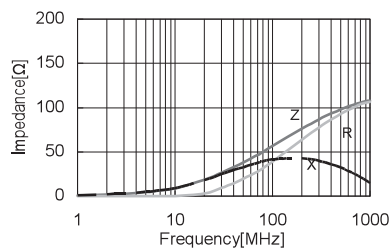
CBW201209U260T



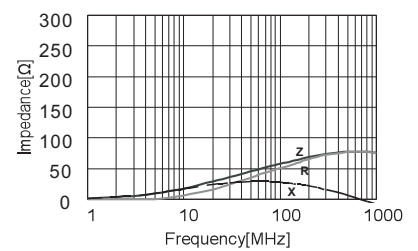
CBW201209U310T



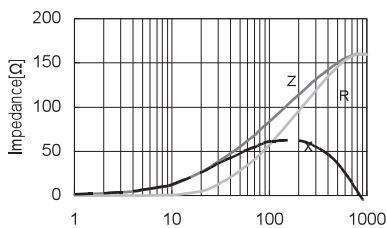
CBW201209U500T



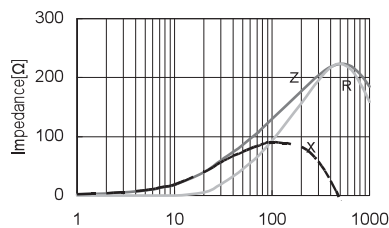
CBW201209U600T



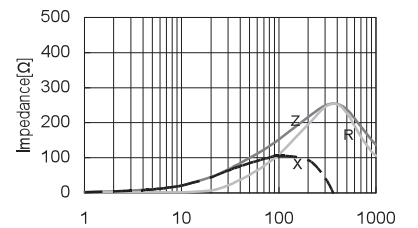
CBW201209U800T



CBW201209U121T



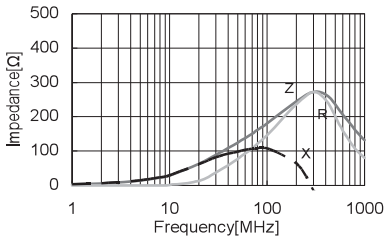
CBW201209U151T



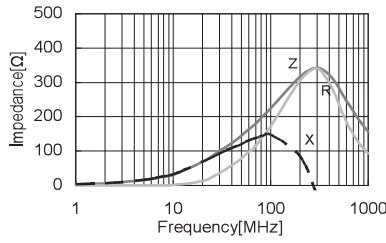
鐵氧體疊層片式磁珠 (大電流型) FERRITE CHIP BEADS

鐵氧體疊層片式磁珠 (大電流型) FERRITE CHIP BEADS

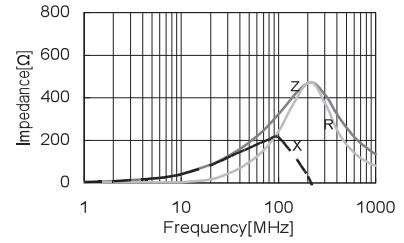
CBW201209U181T



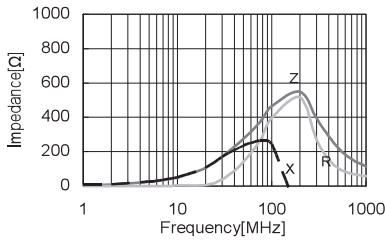
CBW201209U221T



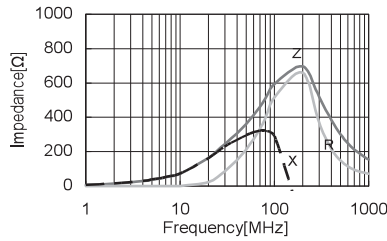
CBW201209U301T



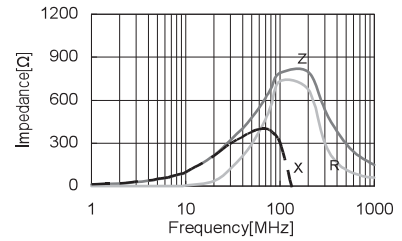
CBW201209U501T



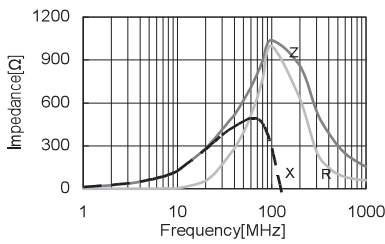
CBW201209U601T



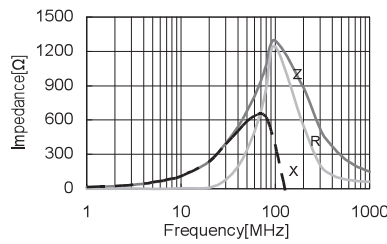
CBW201209U801T



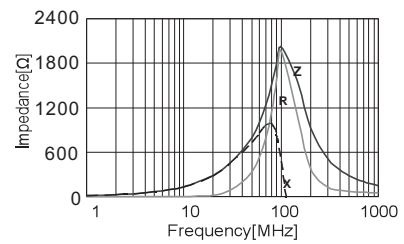
CBW201209U102T



CBW201209U122T

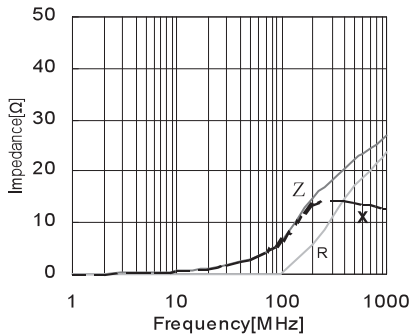


CBW201209U202T

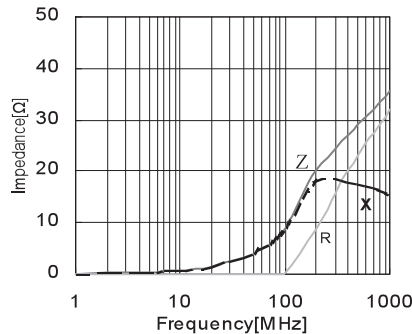


3216 ERIES

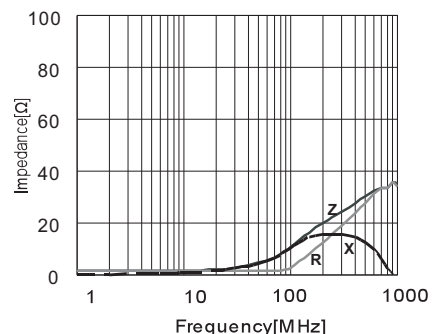
CBW321609U050T

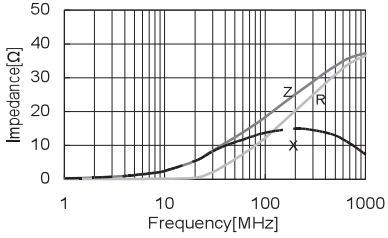
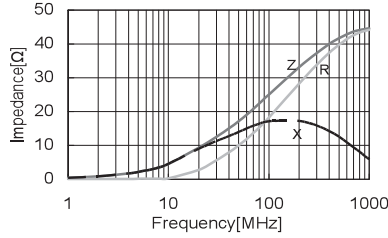
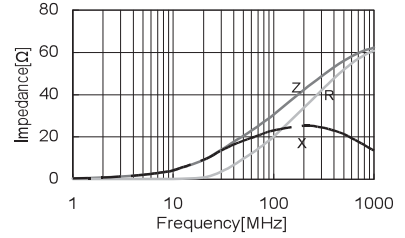
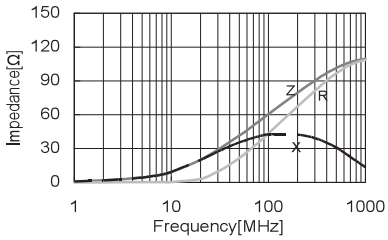
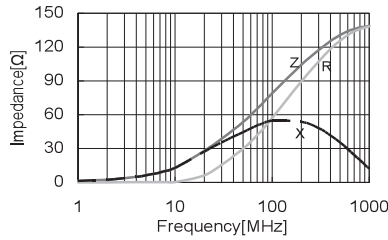
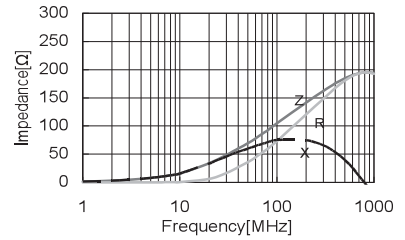
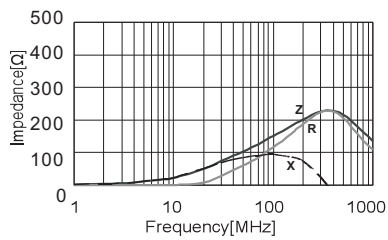
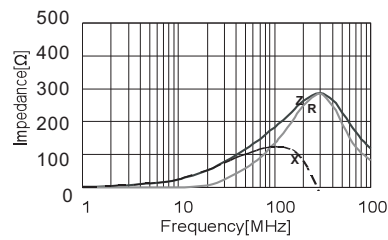
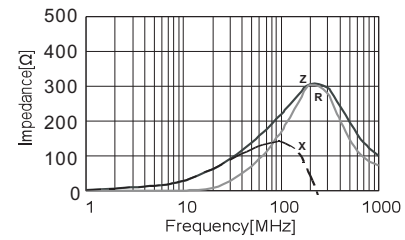
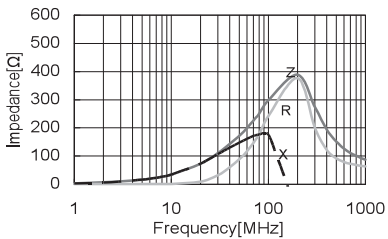
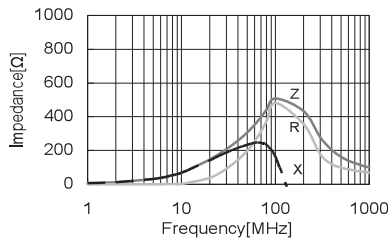
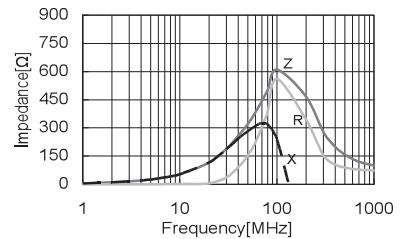


CBW321609U090T



CBW321609U110T

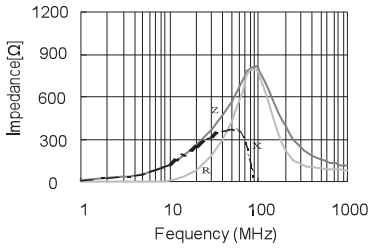


鐵氧體疊層片式磁珠 (大電流型)
FERRITE CHIP BEADS
CBW321609U190T

CBW321609U260T

CBW321609U310T

CBW321609U600T

CBW321609U800T

CBW321609U101T

CBW321609U151T

CBW321609U181T

CBW321609U221T

CBW321609U301T

CBW321609U501T

CBW321609U601T


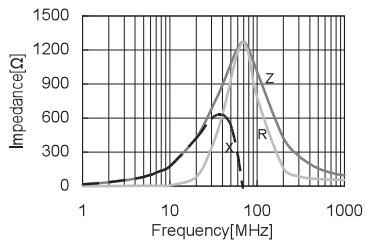
鐵氧體疊層片式磁珠 (大電流型) FERRITE CHIP BEADS

鐵氧體疊層片式磁珠 (大電流型) FERRITE CHIP BEADS

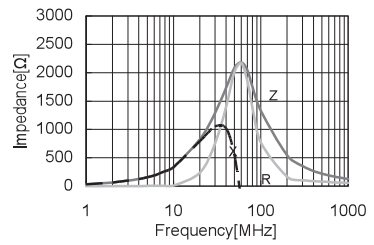
CBW321609U801T



CBW321609U102T

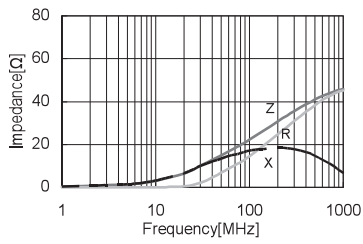


CBW321609U122T

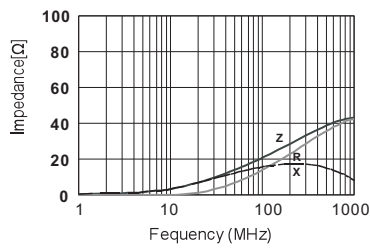


3225 SERIES

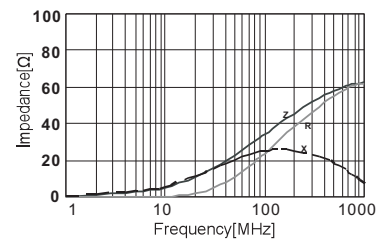
CBW322513U190T



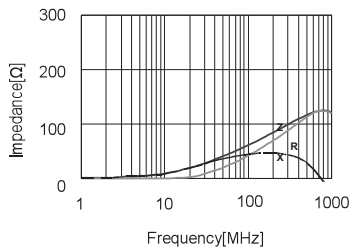
CBW322513U260T



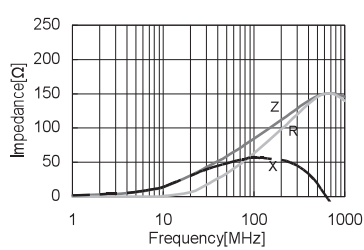
CBW322513U310T



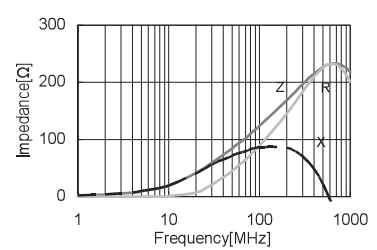
CBW322513U600T



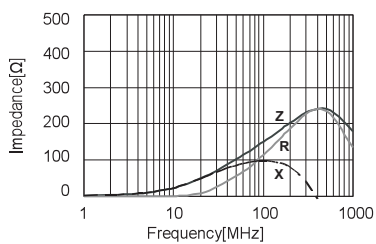
CBW322513U800T



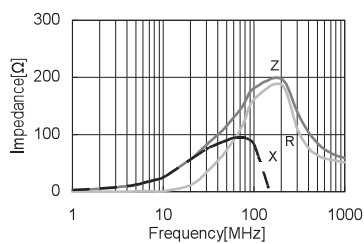
CBW322513U121T



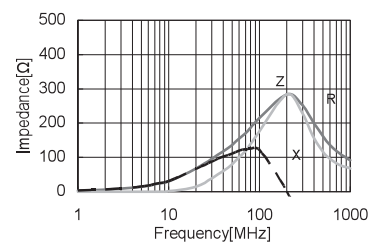
CBW322513U151T



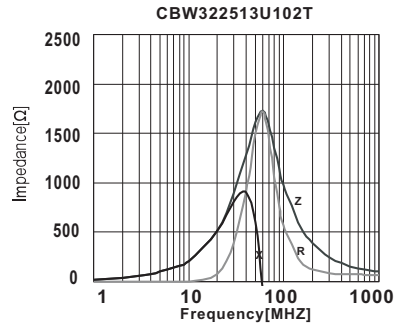
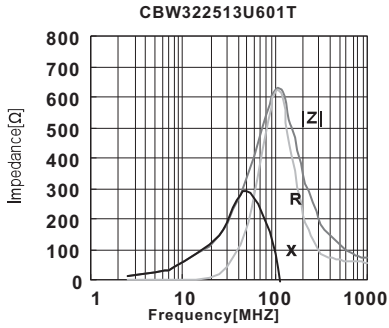
CBW322513U181T



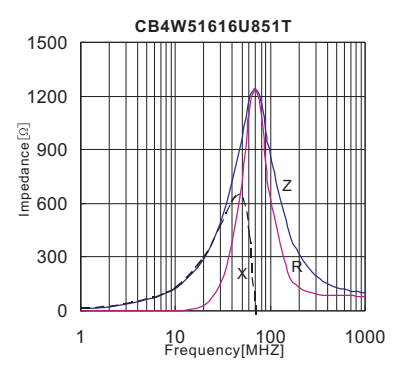
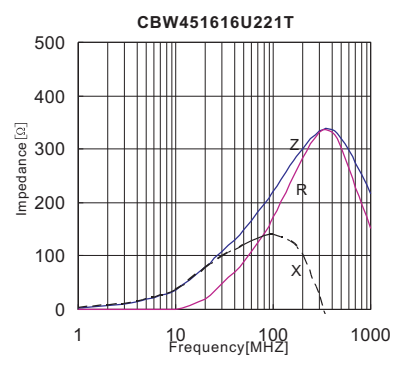
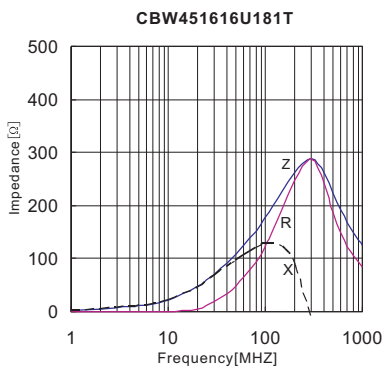
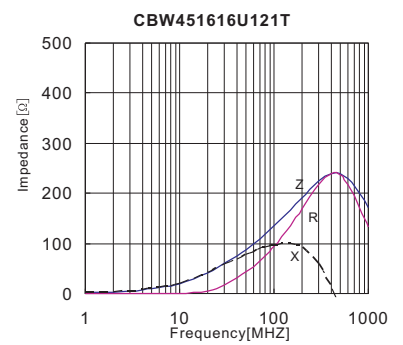
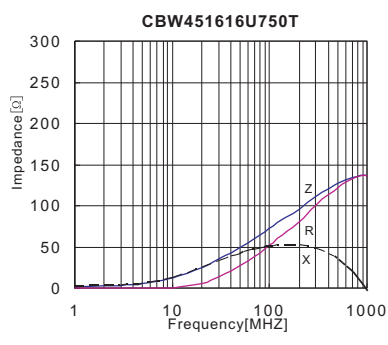
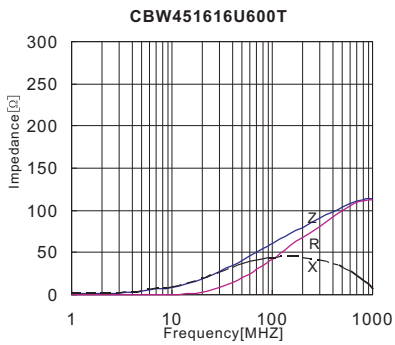
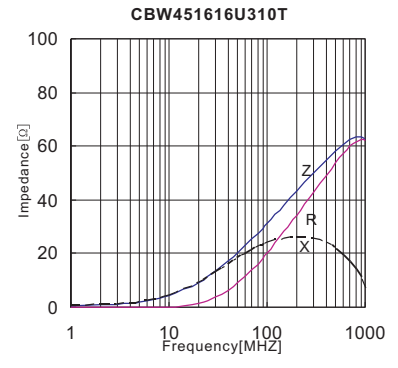
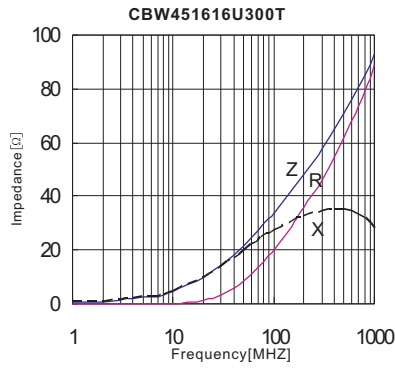
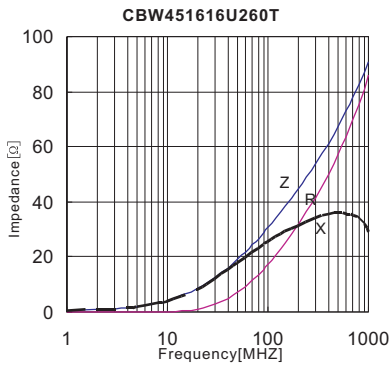
CBW322513U221T



■ 鐵氧體疊層片式磁珠 (大電流型)
FERRITE CHIP BEADS



4516 SERIES

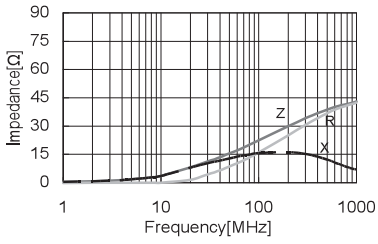


鐵氧體疊層片式磁珠 (大電流型) FERRITE CHIP BEADS

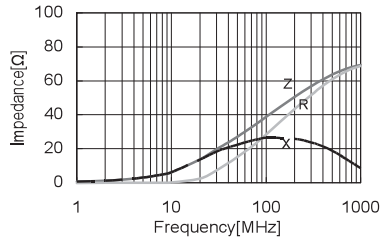
鐵氧體疊層片式磁珠 (大電流型) FERRITE CHIP BEADS

4532 SERIES

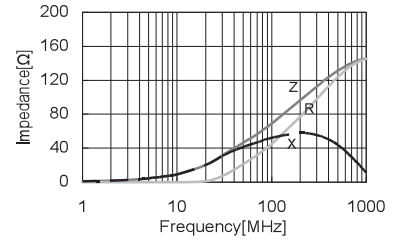
CBW453215U190T



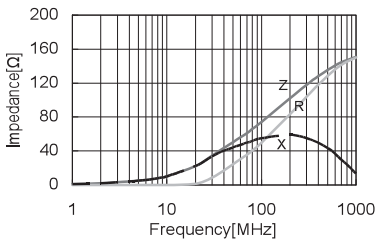
CBW453215U380T



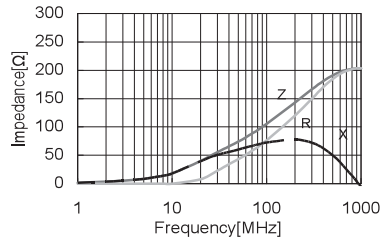
CBW453215U700T



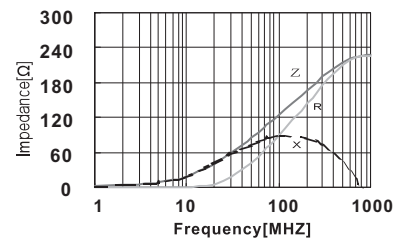
CBW453215U800T



CBW453215U101T



CBW453215U121T



CBW453215U301T

